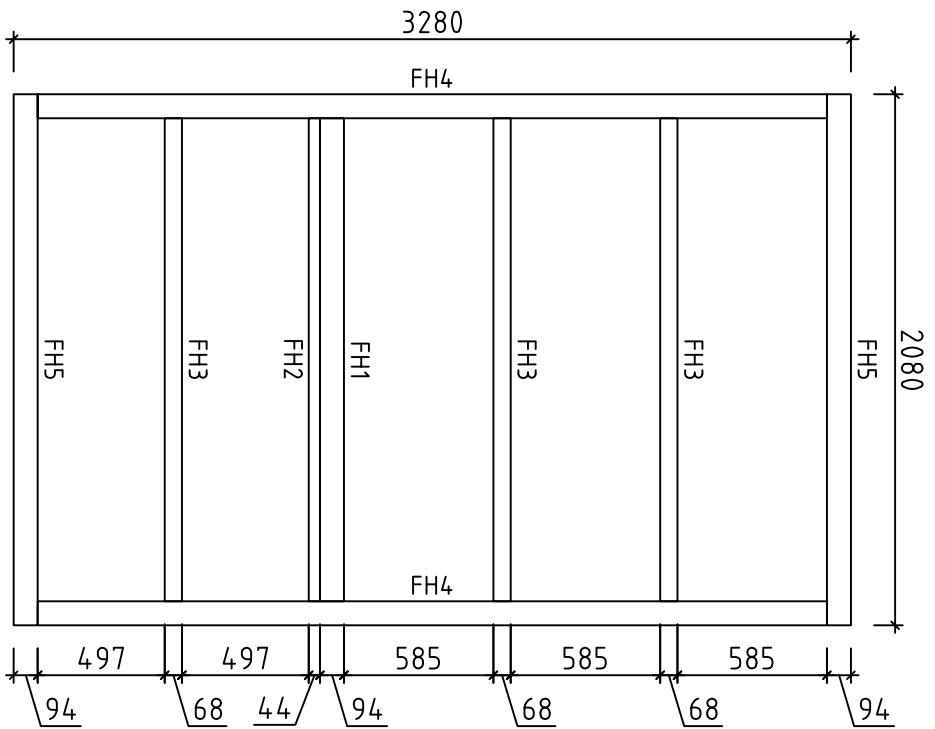
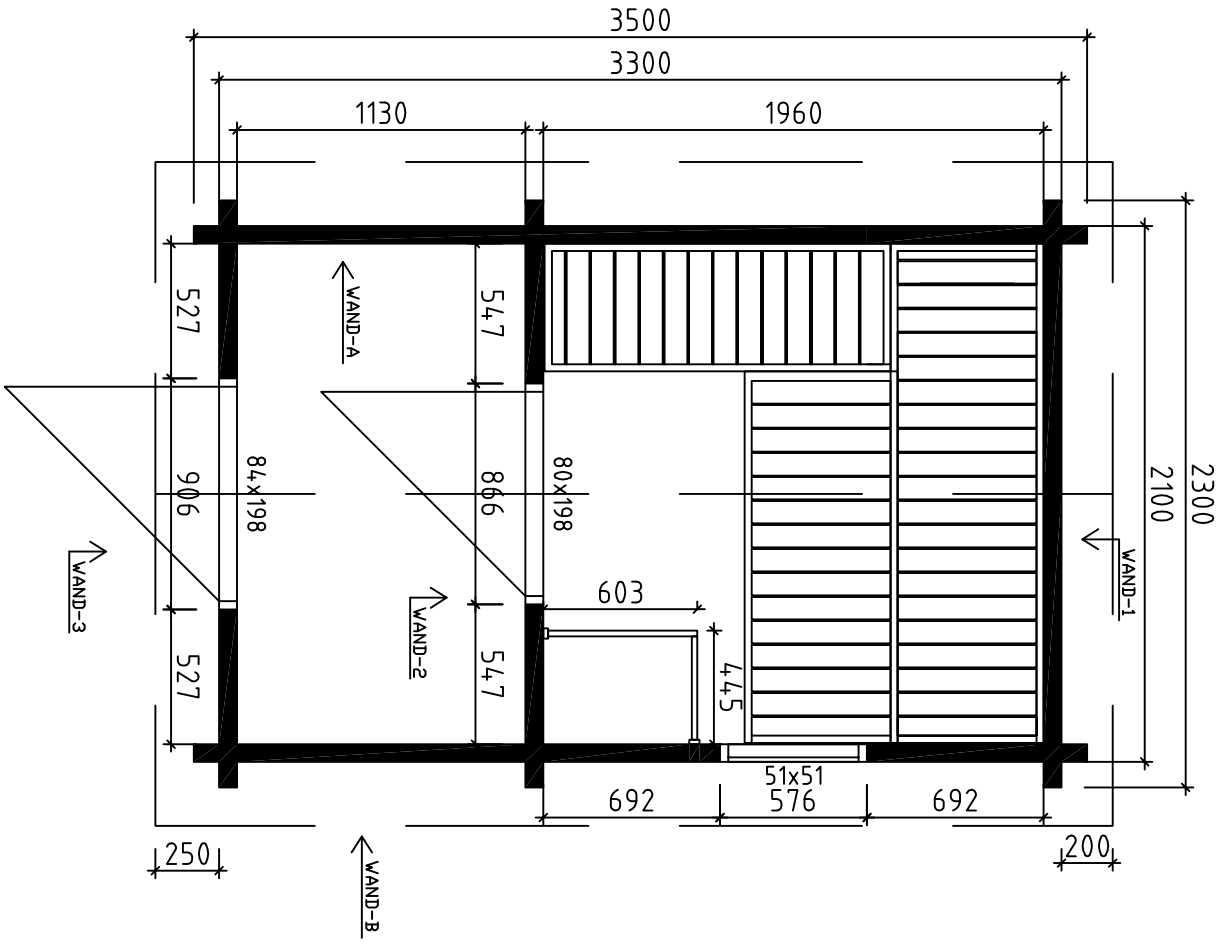
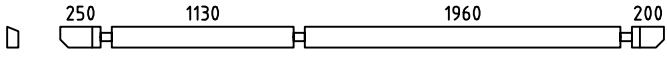
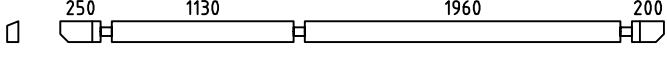




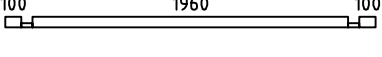





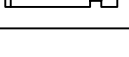
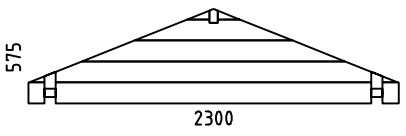
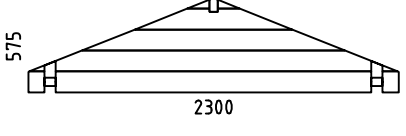
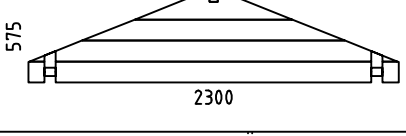















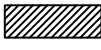

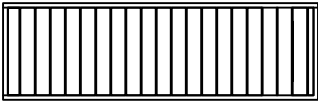
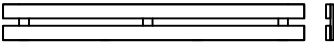
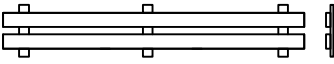

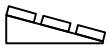





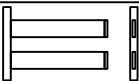
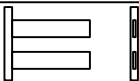
Buttensauuna 5/70

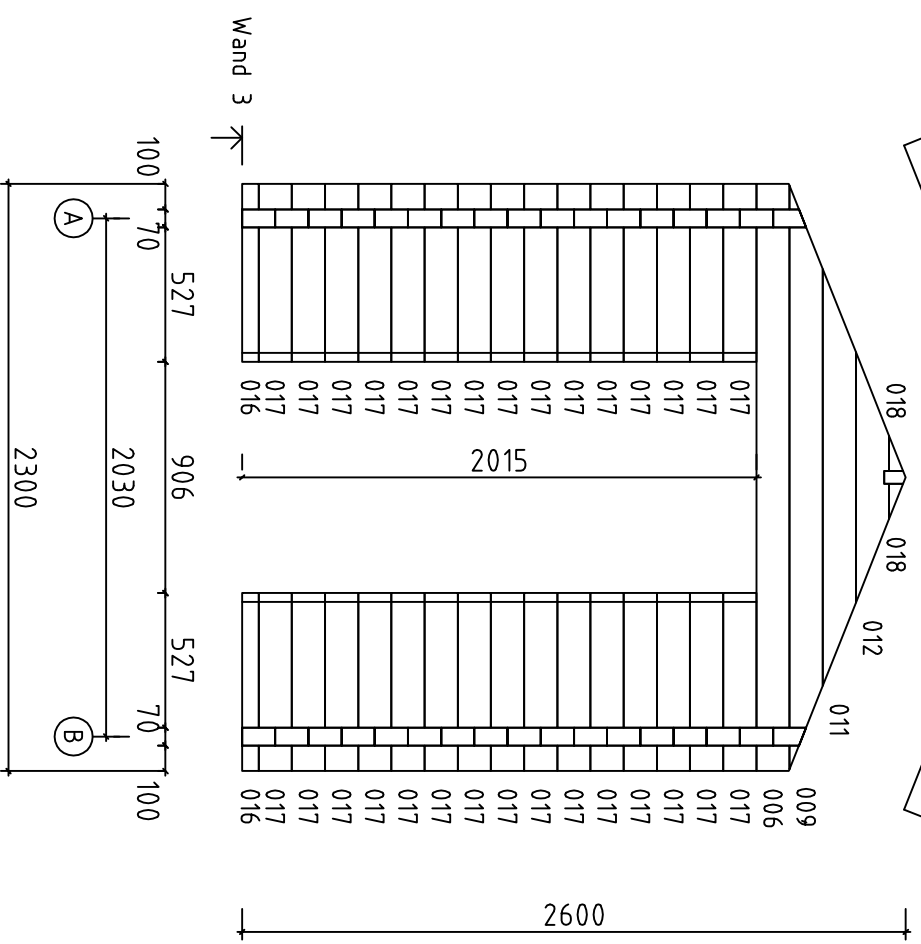
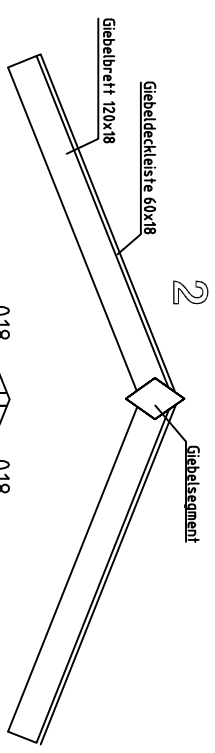


Buitensauna 5/70

Grundplan, Lagerholzplan

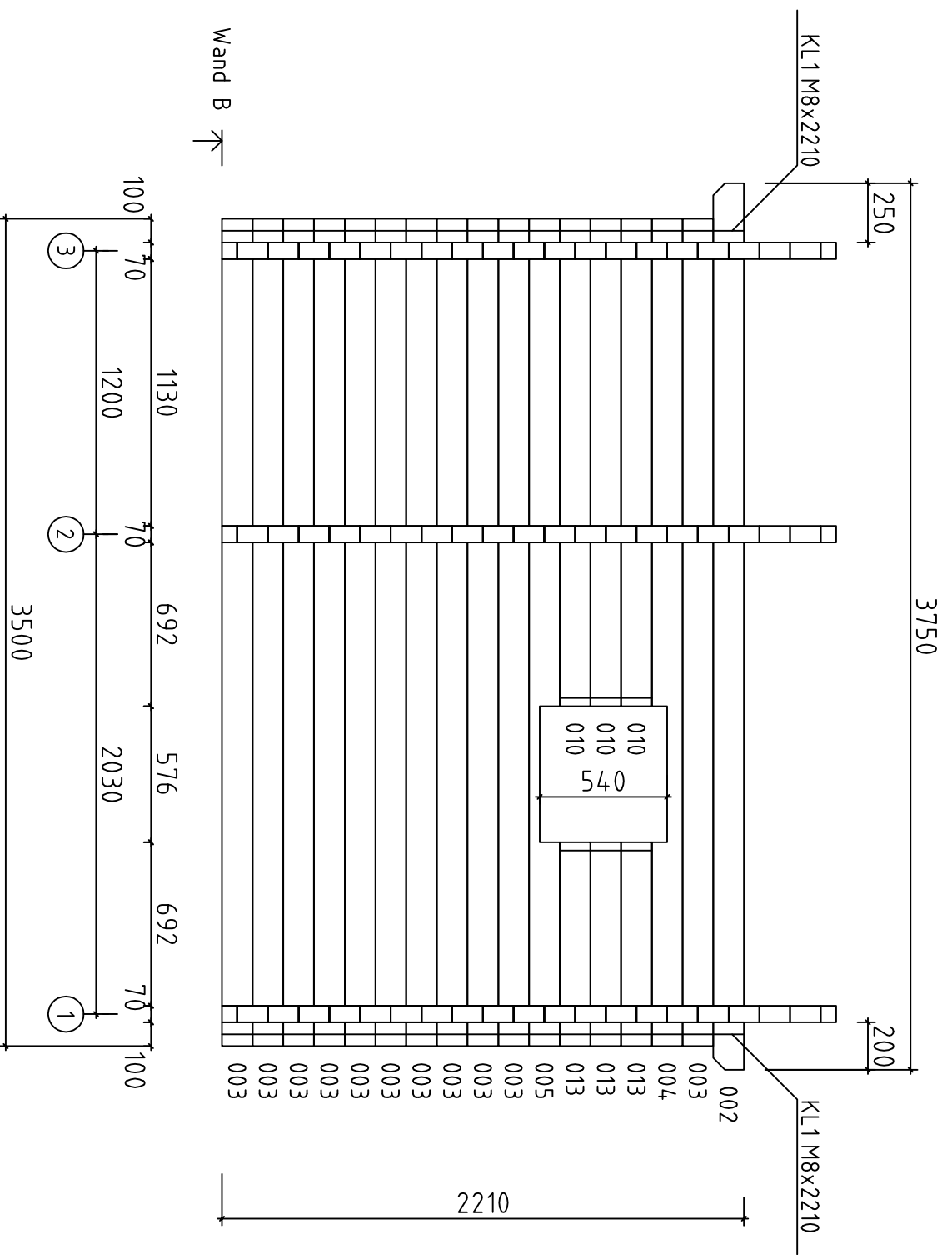
Pos	Teilleiste Buitensauna 5/70	Stck	Profil (mm)	Länge (mm)												
001		1	70x130	3750												
002		1	70x130	3750												
003		26+1	70x130	3500												
004		1	70x130	3500												
005		1	70x130	3500												
007		14+1	70x130	2300												
008		1	70x65	2300												
010		3	70x130	2062												
013		3	70x130	862												
014		2	70x65	717												
015		29+1	70x130	717												
016		2	70x65	697												
017		30	70x130	697												
W1-1	 <table border="1" data-bbox="877 1187 1045 1321"> <thead> <tr> <th>Pos No</th> <th>mm</th> </tr> </thead> <tbody> <tr><td>018</td><td>326</td></tr> <tr><td>012</td><td>980</td></tr> <tr><td>011</td><td>1633</td></tr> <tr><td>009</td><td>2287</td></tr> <tr><td>006</td><td>2300</td></tr> </tbody> </table>	Pos No	mm	018	326	012	980	011	1633	009	2287	006	2300	1		
Pos No	mm															
018	326															
012	980															
011	1633															
009	2287															
006	2300															
W2-1	 <table border="1" data-bbox="877 1366 1045 1500"> <thead> <tr> <th>Pos No</th> <th>mm</th> </tr> </thead> <tbody> <tr><td>018</td><td>326</td></tr> <tr><td>012</td><td>980</td></tr> <tr><td>011</td><td>1633</td></tr> <tr><td>009</td><td>2287</td></tr> <tr><td>006</td><td>2300</td></tr> </tbody> </table>	Pos No	mm	018	326	012	980	011	1633	009	2287	006	2300	1		
Pos No	mm															
018	326															
012	980															
011	1633															
009	2287															
006	2300															
W3-1	 <table border="1" data-bbox="877 1545 1045 1680"> <thead> <tr> <th>Pos No</th> <th>mm</th> </tr> </thead> <tbody> <tr><td>018</td><td>326</td></tr> <tr><td>012</td><td>980</td></tr> <tr><td>011</td><td>1633</td></tr> <tr><td>009</td><td>2287</td></tr> <tr><td>006</td><td>2300</td></tr> </tbody> </table>	Pos No	mm	018	326	012	980	011	1633	009	2287	006	2300	1		
Pos No	mm															
018	326															
012	980															
011	1633															
009	2287															
006	2300															
FH4	FUNDAMENTHÖLZER 	2	94x68	3092												
FH5	FUNDAMENTHÖLZER 	2	94x68	2080												
FH1	FUNDAMENTHÖLZER 	1	94x68	1892												
FH3	FUNDAMENTHÖLZER 	3	68x68	1892												
FH2	FUNDAMENTHÖLZER 	1	44x68	1892												
DB1	DACHBALKEN 250 1130 1960 200 	1	50x140	3750												

Pos	Teilleiste Buitensauna 5/70		Stck	Profil (mm)	Länge (mm)
	FUSSBODENBRETTER		18+1	113x28	1955
	FUSSBODENBRETTER		18+1	113x28	1125
	DACHBRETTER		86+1 67+1	88x19 113x19	1400
	TRAUFENBRETTER		2	94x18	3750
	ABDECKLEISTEN		6 2	15x28	1960 1130
	DACHPAPPENFIXIERUNG		2	40x18	3750
	GIEBELBRETTER		4	120x18	1480
	GIEBELDECKLEISTE		4	60x18	1480
	Giebelsegment		2		
	FENSTER 510x510		1		
	TÜR 800x1980	/DIN links/	1		
	TÜR 840x1980	/DIN links/	1		
	SAUNABANK /Aspen/ 60 cm/50 cm		2	ca 600x90	1955
			1	ca 500x90	1355
	RÜCKLEHNE /Aspen/		2	ca 250x39	1860
	BÄNKE ZWISCHENSTÜCK /Aspen/		1	ca 350x39	1955
	KOPFSTÜTZE /Aspen/	 	2	ca 444x300	
	DECKENISOLATION	 	2 Elemente	ca 1950x975	
	TRÄGELEISTE FÜR SAUNABÄNKE		3	ca 30x40	600
	TRÄGELEISTE FÜR SAUNABÄNKE		2	ca 30x40	1200
	TRÄGELEISTE FÜR DECKENISOLATION		4	35x35	1955
	HEIZUNG UMBAU	 	2 Elemente		



Buitensauna 5/70

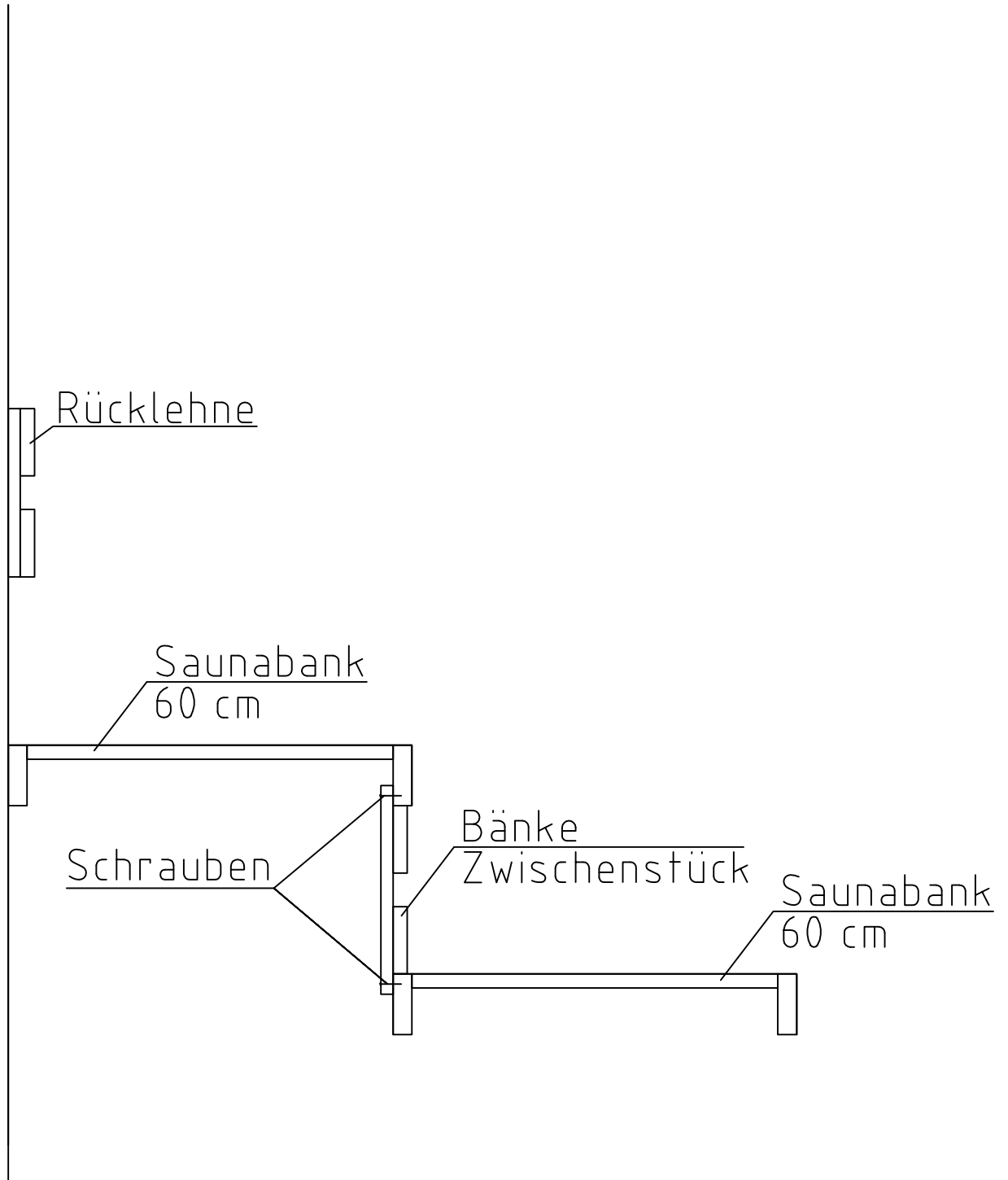
Wand 3



Buitensauna 5/70

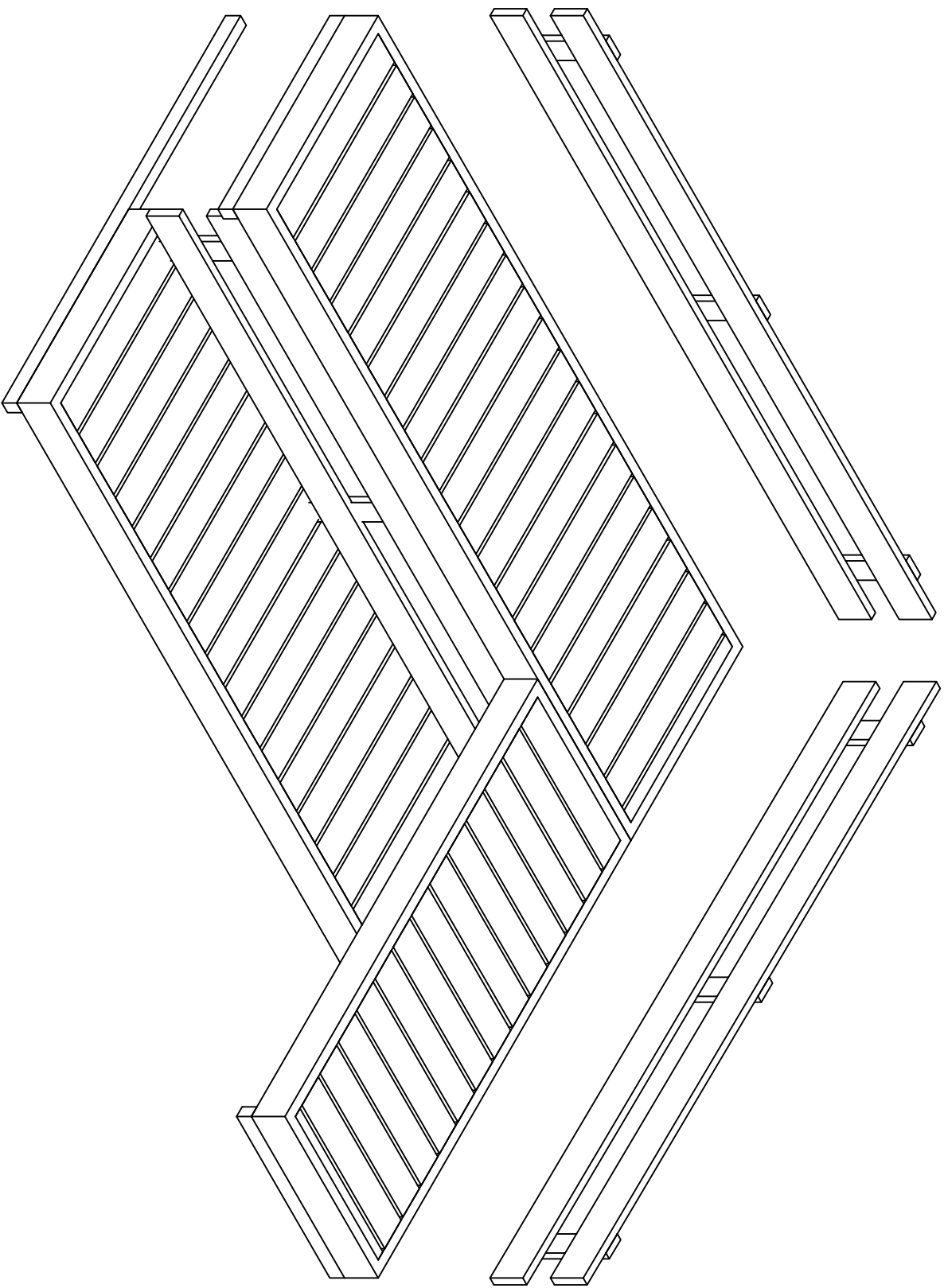
Wand B

Wand
PUHM



Montage der Zwischenstück der Bänke

Schnitt



Einsetzen der Saunaabänke